

2016



# AUSTRALIAN SUPERBIKE CHAMPIONSHIP

PRESENTED BY



## Winton Park Raceway - Vic



### Round 6

### Sept 30 - Oct 2



### SUPERBIKE

### Race 2

Started at: 15:41:35

Laps: 17

Starters: 16

Printed at: 16:10

Date: 02/10/16  
 Event: R16  
 Weather: Sunny - Temp: 21.8C  
 Track: Dry - Temp: 33.2C

### PROVISIONAL CLASSIFICATION

Pos	No	Gr	Name	Class	Machine	Laps	Race Time	Behind	Fastest Lap	On Lap	Top Speed
1	17	A	Troy HERFOSS (NSW) / Crankt Protein Honda Racing / Motul		Honda CBR RR SP	17	23:27.912		1:21.908	5	230
2	14	A	Glenn ALLERTON (NSW) / Yamaha Racing Team / Yamaha Motor Australia		Yamaha YZF-R1	17	23:28.641	.729	1:22.026	10	241
3	51	A	Brayden ELLIOTT (NSW) / Knobby Underwear / Royan Truck & Trailer Repairs / ASM Aust. / Draggin Jeans	P	Suzuki GSX-R	17	23:36.932	9.020	1:22.275	3	238
4	21	A	Joshua WATERS (VIC) / Team Apex Motorsport / Custom Plates	P	Yamaha YZF-R1	17	23:38.810	10.898	1:21.859	3	242
5	65	A	Cru HALLIDAY (VIC) / Yamaha Racing Team / Yamaha Motor Australia		Yamaha YZF-R1	17	23:43.233	15.321	1:22.404	5	238
6	27	A	Jamie STAUFFER (NSW) / Crankt Protein Honda Racing / Motul		Honda CBR RR SP	17	23:43.955	16.043	1:22.510	6	232
7	25	A	Daniel FALZON (SA) / JD Racing / Caterpillar / Mainline Dyno	P	Yamaha YZF-R1	17	23:47.013	19.101	1:22.439	6	235
8	86	A	Beau BEATON (NSW) / Racers Edge Perform. / Craig McMartin Racing / North Coast V-Twins / Suomi	P	Ducati Panigale	17	24:01.172	33.260	1:22.772	2	235
9	1	A	Mike JONES (QLD) / Ducati Australia / Motul / Pirelli / QBE / Aust. Outdoor Living / Gibson Freight		Ducati Panigale	17	24:01.392	33.480	1:22.537	11	241
10	33	A	Sloan FROST (NZ) / Next Gen Motorsports / Next Gen Motorsports	P	Suzuki GSX-R	17	24:37.171	1:09.259	1:25.479	2	231
11	77	A	Adam SENIOR (WA) / Consent2Go / Silkolene / Senior Engineering / Hydroquip Pumps	P	Yamaha YZF-R1	17	24:41.522	1:13.610	1:25.720	2	225
12	23	B	Peter BERRY (VIC) / Livson TBR Racing / Volcanic Creative / Workwearhub / Repsol Oil / DM Racing	P	Kawasaki ZX10R	16	23:43.840	1 Lap	1:26.783	9	226
13	3	A	Ryan HAMPTON (NZ) / Next Gen M- sports / Hampton M-cycles / Nitron Susp. / Pirelli / Revit Shoei	P	Suzuki GSX-R	16	23:54.374	1 Lap	1:27.045	9	232
14	78	B	Nathan SPITERI (VIC) / Livson TBR Racing / Konnect / Workwearhub / Repsol Oil / RST / LS2 Helmets	P	Honda CBR RR SP	16	23:58.571	1 Lap	1:27.808	4	221
DNF	47	A	Wayne MAXWELL (VIC) / Yamaha Racing Team / Yamaha Motor Australia		Yamaha YZF-R1	11	15:16.335	6 Laps	1:22.363	6	242
DNF	88	B	Brendan SCHMIDT (VIC) / Peter Stevens / Fat Bobs Bat & Grill / Newturf Australia	P	Kawasaki ZX10R	10	14:42.947	7 Laps	1:26.866	9	223

Fastest Lap was 1:21.859 by Joshua WATERS (VIC)

Current race lap record for SBK class - 1:21.844 by Cru HALLIDAY (VIC) on a Yamaha YZF-R1 set on 02/10/16

The results are provisional until the end of the time limit for protests and appeals.

*Scott Laing*  
 Chief Time Keeper - Scott Laing

*Tom Williams*  
 Clerk of Course - Tom Williams



Computime Race Timing Systems Pty Ltd © 1996  
 Licensed to Computime Race Timing Systems  
[www.computime.com.au](http://www.computime.com.au)

**COMPUTIME RACE TIMING SYSTEMS PTY LTD**  
 9 Timber Lane, Glen Waverley, Vic 3150. Ph : 0418 17 13 17  
 E-mail : [scott@computime.com.au](mailto:scott@computime.com.au)





**Winton Park Raceway - Vic**



PRESENTED BY



**Round 6**  
**Sept 30 - Oct 2**



**SUPERBIKE**  
**Race 2**

Date: **02/10/16**  
Event: **R16**  
Weather: **Sunny - Temp: 21.8C**  
Track: **Dry - Temp: 33.2C**


Started at: **15:41:35**  
Laps: **17**  
Starters: **16**  
Printed at: **16:10**

**PROVISIONAL LAP TIMES**

No	Name	Lap 1	Lap 2	Lap 3	Lap 4	Lap 5	Lap 6	Lap 7	Lap 8	Lap 9	Lap 10
1	Mike JONES (QLD)	1:29.406	1:22.600	1:47.978	1:23.025	1:23.436	1:22.978	1:23.109	1:22.581	1:22.711	1:22.657
10		<b>1:22.537</b>	1:23.178	1:22.899	1:22.754	1:23.094	1:23.213	1:23.236			
3	Ryan HAMPTON (NZ)	1:34.405	1:27.665	1:28.036	1:28.298	1:28.016	1:27.426	1:27.403	1:27.052	<b>1:27.045</b>	1:27.135
10		1:27.307	1:35.080	1:32.862	1:33.931	1:32.670	1:30.043				
14	Glenn ALLERTON (NSW)	1:29.074	1:22.225	1:22.707	1:22.626	1:22.635	1:22.232	1:22.635	1:22.324	1:22.252	<b>1:22.026</b>
10		1:22.192	1:22.882	1:22.357	1:22.592	1:22.572	1:22.771	1:22.539			
17	Troy HERFOSS (NSW)	1:26.311	1:21.948	1:21.972	1:22.359	<b>1:21.908</b>	1:22.215	1:22.169	1:21.982	1:22.255	1:22.329
10		1:22.690	1:22.936	1:23.098	1:23.318	1:23.501	1:23.662	1:23.259			
21	Joshua WATERS (VIC)	1:28.089	1:21.895	<b>1:21.859</b>	1:22.057	1:21.959	1:22.095	1:22.198	1:22.470	1:22.893	1:22.961
10		1:23.597	1:24.190	1:23.941	1:24.019	1:24.996	1:25.018	1:24.573			
23	Peter BERRY (VIC)	1:34.957	1:28.085	1:28.126	1:27.915	1:28.211	1:27.499	1:27.582	1:27.156	<b>1:26.783</b>	1:27.692
10		1:28.474	1:28.573	1:28.654	1:28.270	1:31.517	1:34.346				
25	Daniel FALZON (SA)	1:28.973	1:22.791	1:23.022	1:22.590	1:22.736	<b>1:22.439</b>	1:22.813	1:23.485	1:23.393	1:23.516
10		1:23.458	1:23.980	1:23.650	1:24.082	1:24.961	1:25.269	1:25.855			
27	Jamie STAUFFER (NSW)	1:28.592	1:22.588	1:22.811	1:22.999	1:22.741	<b>1:22.510</b>	1:22.685	1:22.513	1:22.698	1:23.941
10		1:23.890	1:24.084	1:23.904	1:24.126	1:24.292	1:24.878	1:24.703			
33	Sloan FROST (NZ)	1:31.805	<b>1:25.479</b>	1:25.682	1:25.719	1:25.740	1:25.605	1:25.964	1:26.072	1:26.372	1:27.307
10		1:26.966	1:26.862	1:26.846	1:27.522	1:27.005	1:27.659	1:28.566			
47	Wayne MAXWELL (VIC)	1:29.697	1:22.764	1:22.935	1:22.470	1:22.701	<b>1:22.363</b>	1:22.545	1:22.520	1:22.385	1:22.781
10		1:23.174									
51	Brayden ELLIOTT (NSW)	1:29.934	1:22.744	<b>1:22.275</b>	1:22.796	1:23.244	1:22.431	1:22.332	1:22.527	1:22.768	1:22.537
10		1:23.010	1:23.319	1:22.974	1:23.360	1:23.209	1:23.376	1:24.096			
65	Cru HALLIDAY (VIC)	1:28.031	1:22.856	1:22.876	1:22.775	<b>1:22.404</b>	1:22.436	1:23.047	1:22.579	1:22.602	1:22.825
10		1:24.575	1:23.231	1:23.735	1:23.879	1:24.731	1:25.289	1:25.362			
77	Adam SENIOR (WA)	1:33.562	<b>1:25.720</b>	1:26.253	1:26.344	1:26.776	1:27.628	1:27.125	1:26.759	1:26.543	1:26.590
10		1:26.760	1:27.370	1:26.813	1:26.709	1:26.663	1:26.836	1:27.071			
78	Nathan SPITERI (VIC)	1:35.848	1:28.031	1:28.855	<b>1:27.808</b>	1:28.729	1:28.523	1:28.559	1:29.365	1:28.902	1:28.769
10		1:29.718	1:31.232	1:31.643	1:32.099	1:30.838	1:29.652				
86	Beau BEATON (NSW)	1:30.177	<b>1:22.772</b>	1:23.087	1:24.041	1:24.309	1:23.903	1:24.460	1:25.072	1:25.174	1:24.881
10		1:25.278	1:25.655	1:25.259	1:24.297	1:24.339	1:24.345	1:24.123			
88	Brendan SCHMIDT (VIC)	1:36.129	1:27.822	1:27.479	1:27.844	1:27.309	1:27.677	1:27.598	1:26.999	<b>1:26.866</b>	1:27.224


The results are provisional until the end of the time limit for protests and appeals.

  
Chief Time Keeper - Scott Laing

  
Clerk of Course - Tom Williams



Computime Race Timing Systems Pty Ltd © 1996  
Licensed to Computime Race Timing Systems  
[www.computime.com.au](http://www.computime.com.au)  
**COMPUTIME RACE TIMING SYSTEMS PTY LTD**  
9 Timber Lane, Glen Waverley, Vic 3150. Ph : 0418 17 13 17  
E-mail : [scott@computime.com.au](mailto:scott@computime.com.au)



2016



YAMAHA MOTOR FINANCE

## AUSTRALIAN SUPERBIKE CHAMPIONSHIP

PRESENTED BY



Winton Park Raceway - Vic

Round 6  
Sept 30 - Oct 2

SUPERBIKE

Race 2

Started at: 15:41:35

Laps: 17

Starters: 16

Printed at: 16:10

Date: 02/10/16  
Event: R16  
Weather: Sunny - Temp: 21.8C  
Track: Dry - Temp: 33.2C

## PROVISIONAL SPLIT TIMES

Lap	Split 1	Split 2	Split 3	Split 4	Lap Time	Spd	Lap	Split 1	Split 2	Split 3	Split 4	Lap Time	Spd
<b>1 Mike JONES (QLD) (9th)</b>							<b>14 Glenn ALLERTON (NSW) (2nd)</b>						
1	16.928	14.357	30.762	27.359	1:29.406	71	1	16.674	14.389	30.699	27.312	1:29.074	89
2	11.457	14.033	30.070	27.040	1:22.600	238	2	11.427	13.891	<b>29.892</b>	27.015	1:22.225	237
3	11.455	<b>13.895</b>	53.526	29.102	1:47.978	241	3	11.527	13.981	30.269	26.930	1:22.707	237
4	11.664	14.130	30.189	27.042	1:23.025	235	4	11.350	13.880	30.309	27.087	1:22.626	241
5	11.495	13.938	30.750	27.253	1:23.436	236	5	11.447	13.959	30.194	27.035	1:22.635	236
6	11.673	14.022	<b>29.975</b>	27.308	1:22.978	235	6	11.239	13.912	30.132	26.949	1:22.232	234
7	11.594	14.009	30.070	27.436	1:23.109	230	7	11.334	13.896	30.306	27.099	1:22.635	237
8	11.479	14.013	30.092	26.997	1:22.581	235	8	11.282	13.823	30.269	26.950	1:22.324	232
9	<b>11.375</b>	13.956	30.084	27.296	1:22.711	237	9	11.196	13.864	30.216	26.976	1:22.252	234
10	11.452	14.035	30.125	27.045	1:22.657	234	10	11.203	13.821	30.161	<b>26.841</b>	<b>1:22.026</b>	234
11	11.551	13.995	30.040	<b>26.951</b>	<b>1:22.537</b>	234	11	<b>11.176</b>	13.842	30.217	26.957	1:22.192	235
12	11.452	14.190	30.365	27.171	1:23.178	237	12	11.207	13.926	30.553	27.196	1:22.882	232
13	11.480	14.140	30.108	27.171	1:22.899	235	13	11.248	<b>13.781</b>	30.282	27.046	1:22.357	233
14	11.467	13.995	30.090	27.202	1:22.754	234	14	11.234	13.856	30.432	27.070	1:22.592	233
15	11.437	14.084	30.182	27.391	1:23.094	235	15	11.195	14.101	30.104	27.172	1:22.572	233
16	11.440	14.267	30.281	27.225	1:23.213	233	16	11.277	13.919	30.389	27.186	1:22.771	232
17	11.511	14.224	30.162	27.339	1:23.236	235	17	11.260	13.958	30.180	27.141	1:22.539	232
<b>3 Ryan HAMPTON (NZ) (13th)</b>							<b>17 Troy HERFOSS (NSW) (1st)</b>						
1	17.784	15.336	32.200	29.085	1:34.405	112	1	15.540	13.970	29.832	26.969	1:26.311	49
2	12.338	15.102	31.840	28.385	1:27.665	230	2	11.356	13.846	<b>29.764</b>	26.982	1:21.948	230
3	12.136	15.039	31.997	28.864	1:28.036	230	3	11.267	13.907	29.867	26.931	1:21.972	229
4	12.089	15.126	31.940	29.143	1:28.298	232	4	11.372	13.865	30.064	27.058	1:22.359	230
5	12.132	15.109	31.910	28.865	1:28.016	230	5	11.223	<b>13.801</b>	29.893	26.991	<b>1:21.908</b>	229
6	12.210	15.099	<b>31.639</b>	28.478	1:27.426	230	6	11.368	13.939	29.941	26.967	1:22.215	228
7	12.102	15.099	31.843	28.359	1:27.403	229	7	11.250	13.971	29.891	27.057	1:22.169	229
8	12.073	<b>14.824</b>	31.827	<b>28.328</b>	1:27.052	231	8	<b>11.159</b>	13.845	30.073	<b>26.905</b>	1:21.982	229
9	12.019	14.933	31.677	28.416	<b>1:27.045</b>	230	9	11.255	13.862	30.089	27.049	1:22.255	230
10	12.011	14.986	31.803	28.335	1:27.135	229	10	11.298	13.974	30.066	26.991	1:22.329	229
11	<b>12.008</b>	15.059	31.742	28.498	1:27.307	230	11	11.280	14.044	30.096	27.270	1:22.690	230
12	12.360	15.228	32.021	35.471	1:35.080	227	12	11.394	13.983	30.296	27.263	1:22.936	229
13	13.315	16.014	32.861	30.672	1:32.862	225	13	11.336	14.103	30.573	27.086	1:23.098	229
14	12.715	16.322	34.089	30.805	1:33.931	201	14	11.446	14.170	30.418	27.284	1:23.318	229
15	13.426	16.745	33.197	29.302	1:32.670	219	15	11.499	14.221	30.412	27.369	1:23.501	229
16	12.587	15.575	32.630	29.251	1:30.043	225	16	11.366	14.160	30.757	27.379	1:23.662	229
							17	11.389	14.107	30.535	27.228	1:23.259	228

Chief Time Keeper - Scott Laing

Clerk of Course - Tom Williams



Computime Race Timing Systems Pty Ltd © 1996

Licensed to Computime Race Timing Systems

[www.computime.com.au](http://www.computime.com.au)

COMPUTIME RACE TIMING SYSTEMS PTY LTD

9 Timber Lane, Glen Waverley, Vic 3150. Ph : 0418 17 13 17

E-mail : [scott@computime.com.au](mailto:scott@computime.com.au)

2016



# AUSTRALIAN SUPERBIKE CHAMPIONSHIP

PRESENTED BY



## Winton Park Raceway - Vic



### Round 6 Sept 30 - Oct 2



## SUPERBIKE Race 2

Started at: 15:41:35  
Laps: 17  
Starters: 16  
Printed at: 16:10

Date: 02/10/16  
Event: R16  
Weather: Sunny - Temp: 21.8C  
Track: Dry - Temp: 33.2C

### PROVISIONAL SPLIT TIMES

Lap	Split 1	Split 2	Split 3	Split 4	Lap Time	Spd	Lap	Split 1	Split 2	Split 3	Split 4	Lap Time	Spd
21 Joshua WATERS (VIC) (4th)							25 Daniel FALZON (SA) (7th)						
1	16.241	14.318	30.461	27.069	1:28.089	63	1	16.589	14.287	30.734	27.363	1:28.973	86
2	11.376	<u>13.818</u>	29.666	27.035	1:21.895	242	2	11.784	13.905	30.040	<u>27.062</u>	1:22.791	234
3	11.356	13.868	<u>29.581</u>	27.054	<u>1:21.859</u>	238	3	11.506	13.854	30.395	27.267	1:23.022	235
4	<u>11.255</u>	13.821	29.835	27.146	1:22.057	238	4	11.456	<u>13.837</u>	30.056	27.241	1:22.590	234
5	11.320	13.903	29.779	<u>26.957</u>	1:21.959	238	5	11.542	14.001	<u>29.923</u>	27.270	1:22.736	233
6	11.348	13.955	29.800	26.992	1:22.095	237	6	11.408	13.964	29.981	27.086	<u>1:22.439</u>	234
7	11.313	13.999	29.814	27.072	1:22.198	238	7	11.362	13.977	30.186	27.288	1:22.813	235
8	11.329	13.983	29.967	27.191	1:22.470	237	8	11.430	13.896	30.884	27.275	1:23.485	232
9	11.402	14.036	30.094	27.361	1:22.893	237	9	11.412	13.978	30.152	27.851	1:23.393	231
10	11.403	14.230	30.040	27.288	1:22.961	236	10	<u>11.360</u>	14.066	30.569	27.521	1:23.516	231
11	11.423	14.247	30.300	27.627	1:23.597	237	11	11.437	14.097	30.337	27.587	1:23.458	231
12	11.606	14.245	30.572	27.767	1:24.190	236	12	11.545	14.317	30.631	27.487	1:23.980	231
13	11.636	14.242	30.467	27.596	1:23.941	238	13	11.517	14.211	30.456	27.466	1:23.650	232
14	11.606	14.416	30.421	27.576	1:24.019	236	14	11.559	14.270	30.565	27.688	1:24.082	231
15	11.608	14.552	30.940	27.896	1:24.996	235	15	11.621	14.275	30.938	28.127	1:24.961	230
16	11.705	14.789	30.768	27.756	1:25.018	234	16	11.750	14.400	31.073	28.046	1:25.269	230
17	11.647	14.429	30.595	27.902	1:24.573	235	17	11.920	14.704	31.225	28.006	1:25.855	231
23 Peter BERRY (VIC) (12th)							27 Jamie STAUFFER (NSW) (6th)						
1	18.297	15.258	32.411	28.991	1:34.957	108	1	15.999	14.711	30.592	27.290	1:28.592	77
2	12.257	14.886	32.208	28.734	1:28.085	225	2	11.507	14.033	29.838	27.210	1:22.588	229
3	12.067	15.015	32.288	28.756	1:28.126	225	3	11.486	<u>14.017</u>	30.261	<u>27.047</u>	1:22.811	230
4	12.233	14.913	31.984	28.785	1:27.915	220	4	11.605	14.042	30.185	27.167	1:22.999	231
5	12.295	14.964	32.238	28.714	1:28.211	221	5	11.525	14.090	<u>29.829</u>	27.297	1:22.741	230
6	12.249	14.793	31.760	28.697	1:27.499	222	6	11.425	14.048	29.916	27.121	<u>1:22.510</u>	228
7	12.160	14.793	31.818	28.811	1:27.582	223	7	11.444	14.109	30.013	27.119	1:22.685	231
8	12.024	14.830	31.906	<u>28.396</u>	1:27.156	225	8	11.425	14.086	29.951	27.051	1:22.513	231
9	<u>11.972</u>	<u>14.723</u>	<u>31.590</u>	28.498	<u>1:26.783</u>	225	9	<u>11.301</u>	14.146	29.991	27.260	1:22.698	232
10	12.068	14.881	31.771	28.972	1:27.692	223	10	11.369	14.201	30.704	27.667	1:23.941	230
11	11.998	14.799	32.543	29.134	1:28.474	226	11	11.473	14.512	30.427	27.478	1:23.890	228
12	12.621	14.945	32.113	28.894	1:28.573	216	12	11.653	14.315	30.580	27.536	1:24.084	227
13	12.214	14.967	32.444	29.029	1:28.654	225	13	11.622	14.332	30.409	27.541	1:23.904	227
14	12.389	15.026	32.192	28.663	1:28.270	222	14	11.603	14.419	30.509	27.595	1:24.126	227
15	12.308	15.185	34.911	29.113	1:31.517	221	15	11.564	14.420	30.516	27.792	1:24.292	227
16	12.630	18.932	33.183	29.601	1:34.346	220	16	11.710	14.875	30.609	27.684	1:24.878	226
							17	11.673	14.545	30.729	27.756	1:24.703	227

Chief Time Keeper - Scott Laing

Clerk of Course - Tom Williams



Computime Race Timing Systems Pty Ltd © 1996

Licensed to Computime Race Timing Systems

[www.computime.com.au](http://www.computime.com.au)

COMPUTIME RACE TIMING SYSTEMS PTY LTD

9 Timber Lane, Glen Waverley, Vic 3150. Ph : 0418 17 13 17

E-mail : [scott@computime.com.au](mailto:scott@computime.com.au)



2016



# AUSTRALIAN SUPERBIKE CHAMPIONSHIP

PRESENTED BY



## Winton Park Raceway - Vic



## Round 6 Sept 30 - Oct 2

### SUPERBIKE Race 2

Date: 02/10/16  
Event: R16  
Weather: Sunny - Temp: 21.8C  
Track: Dry - Temp: 33.2C

Started at: 15:41:35  
Laps: 17  
Starters: 16  
Printed at: 16:10

### PROVISIONAL SPLIT TIMES

Lap	Split 1	Split 2	Split 3	Split 4	Lap Time	Spd	Lap	Split 1	Split 2	Split 3	Split 4	Lap Time	Spd	
<b>33 Sloan FROST (NZ) (10th)</b>							5	11.472	14.018	30.438	27.316	1:23.244	237	
1	17.529	14.848	31.327	28.101	1:31.805	102	6	11.438	<b>13.948</b>	29.974	27.071	1:22.431	236	
2	11.934	14.444	<b>31.213</b>	27.888	<b>1:25.479</b>	228	7	11.426	13.979	29.925	27.002	1:22.332	237	
3	11.920	14.528	31.324	27.910	1:25.682	230	8	11.441	14.022	30.190	<b>26.874</b>	1:22.527	238	
4	12.009	14.532	31.288	27.890	1:25.719	230	9	11.396	14.051	30.113	27.208	1:22.768	238	
5	<b>11.889</b>	<b>14.439</b>	31.452	27.960	1:25.740	231	10	11.385	13.967	30.112	27.073	1:22.537	236	
6	11.934	14.532	31.277	<b>27.862</b>	1:25.605	231	11	11.388	14.089	30.277	27.256	1:23.010	236	
7	11.948	14.538	31.533	27.945	1:25.964	229	12	11.373	14.064	30.572	27.310	1:23.319	234	
8	11.966	14.600	31.537	27.969	1:26.072	227	13	11.533	14.061	30.208	27.172	1:22.974	233	
9	11.986	14.564	31.519	28.303	1:26.372	231	14	11.440	14.151	30.347	27.422	1:23.360	233	
10	12.010	14.726	31.789	28.782	1:27.307	229	15	11.478	14.067	30.276	27.388	1:23.209	232	
11	12.186	14.844	31.727	28.209	1:26.966	221	16	11.529	14.359	30.118	27.370	1:23.376	234	
12	12.067	14.785	31.794	28.216	1:26.862	228	17	11.490	14.239	30.478	27.889	1:24.096	233	
13	11.998	14.748	31.762	28.338	1:26.846	228	<b>65 Cru HALLIDAY (VIC) (5th)</b>							
14	12.264	14.891	31.943	28.424	1:27.522	228	1	16.043	14.415	30.434	27.139	1:28.031	82	
15	12.042	14.780	31.799	28.384	1:27.005	228	2	11.563	13.991	30.124	27.178	1:22.856	238	
16	12.273	14.883	32.044	28.459	1:27.659	227	3	11.431	14.151	30.173	27.121	1:22.876	238	
17	12.293	14.909	32.275	29.089	1:28.566	228	4	11.346	13.914	30.302	27.213	1:22.775	238	
<b>47 Wayne MAXWELL (VIC) (DNF)</b>							5	11.418	13.944	<b>29.980</b>	27.062	<b>1:22.404</b>	237	
1	17.122	14.367	30.869	27.339	1:29.697	97	6	11.325	13.914	30.108	27.089	1:22.436	237	
2	11.489	14.014	30.137	27.124	1:22.764	239	7	11.773	14.043	30.266	26.965	1:23.047	230	
3	11.361	14.293	30.166	27.115	1:22.935	238	8	11.385	14.008	30.308	<b>26.878</b>	1:22.579	237	
4	11.443	14.006	29.941	27.080	1:22.470	238	9	11.317	<b>13.887</b>	30.285	27.113	1:22.602	238	
5	11.558	13.986	30.059	27.098	1:22.701	242	10	<b>11.301</b>	14.112	30.319	27.093	1:22.825	237	
6	11.356	13.943	<b>29.908</b>	27.156	<b>1:22.363</b>	239	11	11.486	14.094	31.659	27.336	1:24.575	237	
7	11.435	<b>13.885</b>	30.119	27.106	1:22.545	241	12	11.461	13.998	30.584	27.188	1:23.231	236	
8	11.481	13.955	30.068	<b>27.016</b>	1:22.520	240	13	11.503	14.155	30.697	27.380	1:23.735	237	
9	<b>11.210</b>	14.039	29.960	27.176	1:22.385	239	14	11.461	14.133	30.660	27.625	1:23.879	236	
10	11.390	14.036	30.329	27.026	1:22.781	239	15	11.612	14.777	30.713	27.629	1:24.731	235	
11	11.282	13.939	30.831	27.122	1:23.174	238	16	11.871	14.303	31.204	27.911	1:25.289	236	
<b>51 Brayden ELLIOTT (NSW) (3rd)</b>							17	11.710	14.425	31.119	28.108	1:25.362	235	
1	17.130	14.564	30.809	27.431	1:29.934	95	<b>77 Adam SENIOR (WA) (11th)</b>							
2	11.540	14.077	29.896	27.231	1:22.744	237	1	17.991	15.270	32.086	28.215	1:33.562	101	
3	<b>11.329</b>	13.963	<b>29.789</b>	27.194	<b>1:22.275</b>	236	2	12.130	<b>14.324</b>	<b>31.086</b>	<b>28.180</b>	<b>1:25.720</b>	225	
4	11.432	13.993	29.999	27.372	1:22.796	237	3	12.129	14.404	31.336	28.384	1:26.253	225	

Chief Time Keeper - Scott Laing

Clerk of Course - Tom Williams

Computime Race Timing Systems Pty Ltd © 1996


Licensed to Computime Race Timing Systems

[www.computime.com.au](http://www.computime.com.au)

**COMPUTIME RACE TIMING SYSTEMS PTY LTD**

9 Timber Lane, Glen Waverley, Vic 3150. Ph : 0418 17 13 17

E-mail : [scott@computime.com.au](mailto:scott@computime.com.au)





Round 6  
Sept 30 - Oct 2



SUPERBIKE  
Race 2

Started at: 15:41:35  
Laps: 17  
Starters: 16  
Printed at: 16:10

Date: 02/10/16  
Event: R16  
Weather: Sunny - Temp: 21.8C  
Track: Dry - Temp: 33.2C

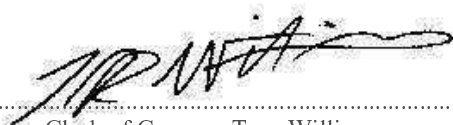
PROVISIONAL SPLIT TIMES

Lap	Split 1	Split 2	Split 3	Split 4	Lap Time	Spd	Lap	Split 1	Split 2	Split 3	Split 4	Lap Time	Spd
<b>86 Beau BEATON (NSW) (8th)</b>													
4	12.139	14.552	31.446	28.207	1:26.344	224							
5	12.122	14.675	31.505	28.474	1:26.776	225	1	17.235	14.633	30.876	27.433	1:30.177	98
6	12.462	14.833	31.843	28.490	1:27.628	224	2	11.472	14.247	<b>29.948</b>	<b>27.105</b>	<b>1:22.772</b>	235
7	12.144	14.737	31.688	28.556	1:27.125	223	3	<b>11.378</b>	<b>14.043</b>	30.428	27.238	1:23.087	234
8	12.262	14.549	31.696	28.252	1:26.759	224	4	11.604	14.274	30.627	27.536	1:24.041	231
9	<b>11.995</b>	14.758	31.494	28.296	1:26.543	225	5	11.762	14.215	30.889	27.443	1:24.309	229
10	<b>11.995</b>	14.769	31.637	28.189	1:26.590	225	6	11.553	14.206	30.634	27.510	1:23.903	229
11	12.091	14.721	31.569	28.379	1:26.760	225	7	11.754	14.266	30.842	27.598	1:24.460	229
12	12.311	14.694	31.814	28.551	1:27.370	225	8	11.841	14.410	31.146	27.675	1:25.072	227
13	12.135	14.714	31.497	28.467	1:26.813	224	9	11.813	14.571	31.062	27.728	1:25.174	229
14	12.190	14.759	31.419	28.341	1:26.709	222	10	11.690	14.516	31.167	27.508	1:24.881	230
15	12.105	14.632	31.420	28.506	1:26.663	223	11	11.655	14.607	31.286	27.730	1:25.278	227
16	12.049	14.768	31.655	28.364	1:26.836	223	12	11.741	14.512	31.583	27.819	1:25.655	230
17	12.106	14.841	31.673	28.451	1:27.071	223	13	11.844	14.483	31.143	27.789	1:25.259	229
<b>78 Nathan SPITERI (VIC) (14th)</b>													
1	18.674	15.341	32.242	29.591	1:35.848	113	14	11.545	14.365	30.912	27.475	1:24.297	229
2	12.322	14.873	<b>31.668</b>	29.168	1:28.031	220	15	11.613	14.381	30.842	27.503	1:24.339	229
3	12.850	<b>14.774</b>	32.017	29.214	1:28.855	221	16	11.519	14.189	30.933	27.704	1:24.345	229
4	<b>12.243</b>	14.853	31.947	<b>28.765</b>	<b>1:27.808</b>	220	17	11.626	14.327	30.829	27.341	1:24.123	229
<b>88 Brendan SCHMIDT (VIC) (DNF)</b>													
5	12.410	14.853	32.201	29.265	1:28.729	217	1	18.526	15.234	32.308	30.061	1:36.129	104
6	12.433	15.031	32.209	28.850	1:28.523	219	2	12.610	14.547	31.614	29.051	1:27.822	217
7	12.550	14.910	32.130	28.969	1:28.559	219	3	12.390	<b>14.512</b>	31.784	28.793	1:27.479	221
8	12.517	15.074	32.516	29.258	1:29.365	218	4	12.311	14.764	31.964	28.805	1:27.844	220
9	12.470	15.068	32.269	29.095	1:28.902	215	5	12.296	14.721	<b>31.586</b>	28.706	1:27.309	222
10	12.427	15.033	32.388	28.921	1:28.769	216	6	12.284	15.053	31.825	<b>28.515</b>	1:27.677	218
11	12.332	14.976	33.035	29.375	1:29.718	219	7	12.130	14.913	32.035	28.520	1:27.598	220
12	12.628	15.318	33.490	29.796	1:31.232	213	8	<b>12.052</b>	14.656	31.684	28.607	1:26.999	222
13	12.722	15.221	33.385	30.315	1:31.643	180	9	12.093	14.538	31.714	28.521	<b>1:26.866</b>	221
14	13.005	15.726	33.642	29.726	1:32.099	217	10	12.191	14.637	31.869	28.527	1:27.224	223
15	12.756	15.289	33.516	29.277	1:30.838	203							
16	12.533	15.179	32.645	29.295	1:29.652	216							

The results are provisional until the end of the time limit for protests and appeals.



Chief Time Keeper - Scott Laing



Clerk of Course - Tom Williams



Computime Race Timing Systems Pty Ltd © 1996  
Licensed to Computime Race Timing Systems  
[www.computime.com.au](http://www.computime.com.au)

**COMPUTIME RACE TIMING SYSTEMS PTY LTD**  
9 Timber Lane, Glen Waverley, Vic 3150. Ph : 0418 17 13 17  
E-mail : [scott@computime.com.au](mailto:scott@computime.com.au)



**2016**  **YMF** AUSTRALIAN SUPERBIKE CHAMPIONSHIP  
YAMAHA MOTOR FINANCE



Winton Park Raceway - Vic

PRESENTED BY



**Round 6**  
**Sept 30 - Oct 2**



**SUPERBIKE**  
**Race 2**

Started at: 15:41:35  
 Laps: 17  
 Starters: 16  
 Printed at: 16:10

Date: 02/10/16  
 Event: R16  
 Weather: Sunny - Temp: 21.8C  
 Track: Dry - Temp: 33.2C

**PROVISIONAL FASTEST LAPS SEQUENCE**

Lap	Race Pos	No	Name	Machine	Fastest Lap	On Lap
1	1	17	Troy HERFOSS (NSW)	Honda CBR RR SP	1:26.311	1
2	1	17	Troy HERFOSS (NSW)	Honda CBR RR SP	1:21.948	2
2	2	21	Joshua WATERS (VIC)	Yamaha YZF-R1	1:21.895	2
3	2	21	Joshua WATERS (VIC)	Yamaha YZF-R1	1:21.859	3

The results are provisional until the end of the time limit for protests and appeals.

*Scott Laing*

Chief Time Keeper - Scott Laing

*Tom Williams*

Clerk of Course - Tom Williams



Computime Race Timing Systems Pty Ltd © 1996  
 Licensed to Computime Race Timing Systems  
[www.computime.com.au](http://www.computime.com.au)

**COMPUTIME RACE TIMING SYSTEMS PTY LTD**  
 9 Timber Lane, Glen Waverley, Vic 3150. Ph : 0418 17 13 17  
 E-mail : scott@computime.com.au



2016



YAMAHA MOTOR FINANCE

# AUSTRALIAN SUPERBIKE CHAMPIONSHIP

PRESENTED BY



## Winton Park Raceway - Vic



### Round 6 Sept 30 - Oct 2



### SUPERBIKE Race 2

Started at: 15:41:35  
Laps: 17  
Starters: 16  
Printed at: 16:10

Date: 02/10/16  
Event: R16  
Weather: Sunny - Temp: 21.8C  
Track: Dry - Temp: 33.2C

### PROVISIONAL LAP SHEET

No	Lap Time	Gap	No	Lap Time	Gap	No	Lap Time	Gap	No	Lap Time	Gap	No	Lap Time	Gap
<b>Lap 1</b>			3	1:27.665	13.811	86	1:24.041	7.487	27	1:22.510	5.528	17	1:21.982	
17	1:26.311		23	1:28.085	14.783	33	1:25.719	16.095	25	1:22.439	5.838	21	1:22.470	1.758
65	1:28.031	1.720	78	1:28.031	15.620	77	1:26.344	19.289	47	1:22.363	6.217	14	1:22.324	5.594
21	1:28.089	1.778	88	1:27.822	15.692	3	1:28.298	25.814	51	1:22.431	6.711	65	1:22.579	6.140
27	1:28.592	2.281	<b>Lap 3</b>			23	1:27.915	26.493	86	1:23.903	11.576	27	1:22.513	6.575
25	1:28.973	2.662	17	1:21.972		88	1:27.844	26.684	33	1:25.605	23.317	47	1:22.520	7.131
14	1:29.074	2.763	21	1:21.859	1.612	78	1:27.808	27.952	77	1:27.628	29.570	51	1:22.527	7.419
1	1:29.406	3.095	65	1:22.876	3.532	1	1:23.025	30.419	1	1:22.978	32.710	25	1:23.485	7.985
47	1:29.697	3.386	27	1:22.811	3.760	<b>Lap 5</b>			3	1:27.426	37.133	86	1:25.072	16.957
51	1:29.934	3.623	14	1:22.707	3.775	17	1:21.908		88	1:27.677	37.547	33	1:26.072	31.202
86	1:30.177	3.866	25	1:23.022	4.555	21	1:21.959	1.361	23	1:27.499	38.080	1	1:22.581	34.249
33	1:31.805	5.494	51	1:22.275	4.722	65	1:22.404	4.444	78	1:28.523	41.081	77	1:26.759	39.303
77	1:33.562	7.251	47	1:22.935	5.165	14	1:22.635	4.769	<b>Lap 7</b>			3	1:27.052	47.437
3	1:34.405	8.094	86	1:23.087	5.805	27	1:22.741	5.233	17	1:22.169		88	1:26.999	47.993
23	1:34.957	8.646	33	1:25.682	12.735	25	1:22.736	5.614	21	1:22.198	1.270	23	1:27.156	48.667
78	1:35.848	9.537	77	1:26.253	15.304	47	1:22.701	6.069	14	1:22.635	5.252	78	1:29.365	54.854
88	1:36.129	9.818	3	1:28.036	19.875	51	1:23.244	6.495	65	1:23.047	5.543	<b>Lap 9</b>		
<b>Lap 2</b>			23	1:28.126	20.937	86	1:24.309	9.888	27	1:22.685	6.044	17	1:22.255	
17	1:21.948		88	1:27.479	21.199	33	1:25.740	19.927	25	1:22.813	6.482	21	1:22.893	2.396
21	1:21.895	1.725	78	1:28.855	22.503	77	1:26.776	24.157	47	1:22.545	6.593	14	1:22.252	5.591
65	1:22.856	2.628	1	1:47.978	29.753	3	1:28.016	31.922	51	1:22.332	6.874	65	1:22.602	6.487
27	1:22.588	2.921	<b>Lap 4</b>			1	1:23.436	31.947	86	1:24.460	13.867	27	1:22.698	7.018
14	1:22.225	3.040	17	1:22.359		88	1:27.309	32.085	33	1:25.964	27.112	47	1:22.385	7.261
25	1:22.791	3.505	21	1:22.057	1.310	23	1:28.211	32.796	1	1:23.109	33.650	51	1:22.768	7.932
1	1:22.600	3.747	65	1:22.775	3.948	78	1:28.729	34.773	77	1:27.125	34.526	25	1:23.393	9.123
47	1:22.764	4.202	14	1:22.626	4.042	<b>Lap 6</b>			3	1:27.403	42.367	86	1:25.174	19.876
51	1:22.744	4.419	27	1:22.999	4.400	17	1:22.215		88	1:27.598	42.976	1	1:22.711	34.705
86	1:22.772	4.690	25	1:22.590	4.786	21	1:22.095	1.241	23	1:27.582	43.493	33	1:26.372	35.319
33	1:25.479	9.025	51	1:22.796	5.159	65	1:22.436	4.665	78	1:28.559	47.471	77	1:26.543	43.591
77	1:25.720	11.023	47	1:22.470	5.276	14	1:22.232	4.786	<b>Lap 8</b>			3	1:27.045	52.227
											88	1:26.866	52.604	

*Scott Laing*  
Chief Time Keeper - Scott Laing

*Tom Williams*  
Clerk of Course - Tom Williams



Computime Race Timing Systems Pty Ltd © 1996  
Licensed to Computime Race Timing Systems  
[www.computime.com.au](http://www.computime.com.au)

**COMPUTIME RACE TIMING SYSTEMS PTY LTD**  
9 Timber Lane, Glen Waverley, Vic 3150. Ph : 0418 17 13 17  
E-mail : [scott@computime.com.au](mailto:scott@computime.com.au)





2016



# AUSTRALIAN SUPERBIKE CHAMPIONSHIP

PRESENTED BY



## Winton Park Raceway - Vic



### Round 6 Sept 30 - Oct 2



### SUPERBIKE Race 2

Started at: 15:41:35  
Laps: 17  
Starters: 16  
Printed at: 16:10

Date: 02/10/16  
Event: R16  
Weather: Sunny - Temp: 21.8C  
Track: Dry - Temp: 33.2C

### PROVISIONAL LAP SHEET

No	Lap Time	Gap	No	Lap Time	Gap	No	Lap Time	Gap	No	Lap Time	Gap	No	Lap Time	Gap															
23	1:26.783	53.195	33	1:26.966	44.573	33	1:26.846	52.247	33	1:27.005	59.955	33	1:28.566	1:09.25	77	1:28.902	1:01.50	77	1:26.760	51.922	77	1:26.813	1:00.07	77	1:26.663	1:06.62	77	1:27.071	1:13.61
			3	1:27.307	1:01.65	23	1:28.654	1:15.53																					
<b>Lap 10</b>			23	1:28.474	1:04.34	<b>Lap 14</b>			<b>Lap 16</b>																				
17	1:22.329		78	1:29.718	1:14.96	17	1:23.318		17	1:23.662		17	1:22.329																
21	1:22.961	3.028				3	1:32.862	1 lap	14	1:22.771	1.449	14	1:22.961	3.028	14	1:22.771	1.449												
14	1:22.026	5.288	<b>Lap 12</b>			14	1:22.592	3.269	23	1:31.517	1 lap	51	1:23.376	8.183	51	1:23.376	8.183												
65	1:22.825	6.983	17	1:22.936		21	1:24.019	6.733	21	1:25.018	9.584	21	1:25.018	9.584	21	1:25.018	9.584												
47	1:22.781	7.713	14	1:22.882	4.736	78	1:31.643	1 lap	65	1:25.289	13.218	65	1:25.289	13.218	65	1:25.289	13.218												
51	1:22.537	8.140	21	1:24.190	5.189	51	1:23.360	8.761	27	1:24.878	14.599	27	1:24.878	14.599	27	1:24.878	14.599												
27	1:23.941	8.630	51	1:23.319	8.843	65	1:23.879	10.361	25	1:25.269	16.505	25	1:25.269	16.505	25	1:25.269	16.505												
25	1:23.516	10.310	65	1:23.231	9.163	27	1:24.126	12.592	3	1:32.670	1 lap	3	1:32.670	1 lap	3	1:32.670	1 lap												
86	1:24.881	22.428	27	1:24.084	10.978	25	1:24.082	13.438	78	1:30.838	1 lap	78	1:30.838	1 lap	78	1:30.838	1 lap												
1	1:22.657	35.033	25	1:23.980	12.122	86	1:24.297	30.875	86	1:24.345	32.396	86	1:24.345	32.396	86	1:24.345	32.396												
33	1:27.307	40.297	86	1:25.655	27.735	1	1:22.754	34.359	1	1:23.213	33.503	1	1:23.213	33.503	1	1:23.213	33.503												
77	1:26.590	47.852	1	1:23.178	35.122	33	1:27.522	56.451	33	1:27.659	1:03.95	33	1:27.659	1:03.95	33	1:27.659	1:03.95												
3	1:27.135	57.033	33	1:26.862	48.499	77	1:26.709	1:03.46	77	1:26.836	1:09.79	77	1:26.836	1:09.79	77	1:26.836	1:09.79												
88	1:27.224	57.499	77	1:27.370	56.356	23	1:28.270	1:20.48																					
23	1:27.692	58.558	23	1:28.573	1:09.97																								
78	1:28.769	1:07.94	3	1:35.080	1:13.79																								
<b>Lap 11</b>			<b>Lap 13</b>			<b>Lap 15</b>			<b>Lap 17</b>																				
17	1:22.690		17	1:23.098		17	1:23.501		17	1:23.259		17	1:22.690																
21	1:23.597	3.935	78	1:31.232	1 lap	14	1:22.572	2.340	14	1:22.539	.729	14	1:23.597	3.935	14	1:22.539	.729												
14	1:22.192	4.790	14	1:22.357	3.995	21	1:24.996	8.228	51	1:24.096	9.020	51	1:24.096	9.020	51	1:24.096	9.020												
47	1:23.174	8.197	21	1:23.941	6.032	51	1:23.209	8.469	21	1:24.573	10.898	21	1:24.573	10.898	21	1:24.573	10.898												
51	1:23.010	8.460	51	1:22.974	8.719	3	1:33.931	1 lap	65	1:25.362	15.321	65	1:25.362	15.321	65	1:25.362	15.321												
65	1:24.575	8.868	65	1:23.735	9.800	65	1:24.731	11.591	23	1:34.346	1 lap	23	1:34.346	1 lap	23	1:34.346	1 lap												
27	1:23.890	9.830	27	1:23.904	11.784	27	1:24.292	13.383	27	1:24.703	16.043	27	1:24.703	16.043	27	1:24.703	16.043												
25	1:23.458	11.078	25	1:23.650	12.674	25	1:24.961	14.898	25	1:25.855	19.101	25	1:25.855	19.101	25	1:25.855	19.101												
86	1:25.278	25.016	86	1:25.259	29.896	78	1:32.099	1 lap	3	1:30.043	1 lap	3	1:30.043	1 lap	3	1:30.043	1 lap												
1	1:22.537	34.880	1	1:22.899	34.923	86	1:24.339	31.713	78	1:29.652	1 lap	78	1:29.652	1 lap	78	1:29.652	1 lap												
						1	1:23.094	33.952	86	1:24.123	33.260	86	1:24.123	33.260	86	1:24.123	33.260												
									1	1:23.236	33.480	1	1:23.236	33.480	1	1:23.236	33.480												

The results are provisional until the end of the time limit for protests and appeals.

*Scott Laing*  
Chief Time Keeper - Scott Laing

*Tom Williams*  
Clerk of Course - Tom Williams



Computime Race Timing Systems Pty Ltd © 1996  
Licensed to Computime Race Timing Systems  
[www.computime.com.au](http://www.computime.com.au)

**COMPUTIME RACE TIMING SYSTEMS PTY LTD**  
9 Timber Lane, Glen Waverley, Vic 3150. Ph : 0418 17 13 17  
E-mail : [scott@computime.com.au](mailto:scott@computime.com.au)



2016



# AUSTRALIAN SUPERBIKE CHAMPIONSHIP

PRESENTED BY



## Winton Park Raceway - Vic



### Round 6 Sept 30 - Oct 2



### SUPERBIKE Race 2

Started at: 15:41:35  
Laps: 17  
Starters: 16  
Printed at: 16:10

Date: 02/10/16  
Event: R16  
Weather: Sunny - Temp: 21.8C  
Track: Dry - Temp: 33.2C

## PROVISIONAL LAP CHART

Grid	1	2	3	4	5	6	7	8	9	10	11	12	13	14	15	16	17
17	17	17	17	17	17	17	17	17	17	17	17	17	17	17	17	17	17
21	65	21	21	21	21	21	21	21	21	21	21	14	14	14	14	14	14
1	21	65	65	65	65	65	14	14	14	14	14	21	21	21	21	51	51
27	27	27	27	14	14	14	65	65	65	65	47	51	51	51	51	21	21
65	25	14	14	27	27	27	27	27	27	47	51	65	65	65	65	65	65
25	14	25	25	25	25	25	25	47	47	51	65	27	27	27	27	27	27
14	1	1	51	51	47	47	47	51	51	27	27	25	25	25	25	25	25
51	47	47	47	47	51	51	51	25	25	25	25	86	86	86	86	86	86
47	51	51	86	86	86	86	86	86	86	86	86	1	1	1	1	1	1
86	86	86	33	33	33	33	33	33	1	1	1	33	33	33	33	33	33
33	33	33	77	77	77	77	1	1	33	33	33	77	77	77	77	77	77
77	77	77	3	3	3	1	77	77	77	77	77	23	23	23	23	23	23
88	3	3	23	23	1	3	3	3	3	3	3	3	3	3	3	3	3
3	23	23	88	88	88	88	88	88	88	88	23	78	78	78	78	78	78
23	78	78	78	78	23	23	23	23	23	23	78						
78	88	88	1	1	78	78	78	78	78	78							

The results are provisional until the end of the time limit for protests and appeals.

Chief Time Keeper - Scott Laing

Clerk of Course - Tom Williams



Computime Race Timing Systems Pty Ltd © 1996  
Licensed to Computime Race Timing Systems  
[www.computime.com.au](http://www.computime.com.au)

**COMPUTIME RACE TIMING SYSTEMS PTY LTD**  
9 Timber Lane, Glen Waverley, Vic 3150. Ph : 0418 17 13 17  
E-mail : [scott@computime.com.au](mailto:scott@computime.com.au)



2016



# AUSTRALIAN SUPERBIKE CHAMPIONSHIP

PRESENTED BY



## Winton Park Raceway - Vic



### Round 6

## Sept 30 - Oct 2

## SUPERBIKE PROVISIONAL ROUND POINTS

### AUSTRALIAN SUPERBIKE CHAMPIONSHIP

Pos	Name	Rnd 6 Pole	Rnd 6 Race 1	Rnd 6 Race 2	Total
1	Troy HERFOSS (NSW)	1	20	25	46
2	Cru HALLIDAY (VIC)	0	25	16	41
3	Joshua WATERS (VIC)	0	18	17	35
4	Glenn ALLERTON (NSW)	0	13	20	33
5	Brayden ELLIOTT (NSW)	0	15	18	33
6	Jamie STAUFFER (NSW)	0	16	15	31
7	Mike JONES (QLD)	0	14	12	26
8	Sloan FROST (NZ)	0	12	11	23
9	Adam SENIOR (WA)	0	10	10	20
10	Ryan HAMPTON (NZ)	0	11	8	19
11	Peter BERRY (VIC)	0	9	9	18
12	Wayne MAXWELL (VIC)	0	17	0	17
13	Daniel FALZON (SA)	0	0	14	14
14	Nathan SPITERI (VIC)	0	7	7	14
15	Beau BEATON (NSW)	0	0	13	13
16	Brendan SCHMIDT (VIC)	0	8	0	8

### AUSTRALIAN SUPERBIKE CHAMPIONSHIP - MANUFACTURERS

Pos	Name	Rnd 6 Pole	Rnd 6 Race 1	Rnd 6 Race 2	Total
1	Yamaha	0	83	77	160
2	Honda	1	43	47	91
3	Suzuki	0	38	37	75
4	Ducati	0	14	25	39
5	Kawasaki	0	17	9	26

### BREMBO SUPERBIKE CHALLENGE

Pos	Name	Rnd 6 Pole	Rnd 6 Race 1	Rnd 6 Race 2	Total
1	Joshua WATERS (VIC)	1	25	20	46
2	Brayden ELLIOTT (NSW)	0	20	25	45
3	Sloan FROST (NZ)	0	18	16	34
4	Adam SENIOR (WA)	0	16	15	31
5	Ryan HAMPTON (NZ)	0	17	13	30
6	Peter BERRY (VIC)	0	15	14	29
7	Nathan SPITERI (VIC)	0	13	12	25
8	Daniel FALZON (SA)	0	0	18	18
9	Beau BEATON (NSW)	0	0	17	17
10	Brendan SCHMIDT (VIC)	0	14	0	14

*Scott Laing*

Chief Time Keeper - Scott Laing

*Tom Williams*

Clerk of Course - Tom Williams



Computime Race Timing Systems Pty Ltd © 1996


Licensed to Computime Race Timing Systems

[www.computime.com.au](http://www.computime.com.au)

**COMPUTIME RACE TIMING SYSTEMS PTY LTD**

9 Timber Lane, Glen Waverley, Vic 3150. Ph : 0418 17 13 17

E-mail : [scott@computime.com.au](mailto:scott@computime.com.au)



2016



# AUSTRALIAN SUPERBIKE CHAMPIONSHIP

PRESENTED BY



## Winton Park Raceway - Vic



### Round 6

### Sept 30 - Oct 2



## SUPERBIKE PROVISIONAL SERIES POINTS

### AUSTRALIAN SUPERBIKE CHAMPIONSHIP

Pos	Name	Rnd 1 WSBK	Rnd 2 W/fld	Rnd 3 Syd	Rnd 4 WA	Rnd 5 Qld	Rnd 6 Pole	Rnd 6 Race 1	Rnd 6 Race 2	Total
1	Troy HERFOSS (NSW)	52	43	30	33	51	1	20	25	255
2	Glenn ALLERTON (NSW)	75	18	40	38	34	0	13	20	238
3	Wayne MAXWELL (VIC)	55	25	51	45	40	0	17	0	233
4	Cru HALLIDAY (VIC)	34	18	25	29	18	0	25	16	165
5	Mike JONES (QLD)	57	0	36	44	0	0	14	12	163
6	Brayden ELLIOTT (NSW)	11	30	26	24	29	0	15	18	153
7	Daniel FALZON (SA)	39	17	14	33	34	0	0	14	151
8	Jamie STAUFFER (NSW)	27	0	32	25	31	0	16	15	146
9	Sloan FROST (NZ)	13	28	13	18	26	0	12	11	121
10	Ben BURKE (NSW)	41	32	12	29	0	0	0	0	114
11	Ryan HAMPTON (NZ)	16	26	14	16	13	0	11	8	104
12	Adam SENIOR (WA)	7	24	17	14	20	0	10	10	102
13	Matt WALTERS (NSW)	32	0	29	12	0	0	0	0	73
14	Michael BLAIR (NSW)	45	0	21	0	0	0	0	0	66
15	Peter BERRY (VIC)	10	10	0	3	16	0	9	9	57
16	Anthony WEST (QLD)	0	40	0	0	0	0	0	0	40
17	Nathan SPITERI (VIC)	0	19	2	3	0	0	7	7	38
18	Joshua WATERS (VIC)	0	0	0	0	0	0	18	17	35
19	Robbie BUGDEN (QLD)	35	0	0	0	0	0	0	0	35
20	Brendan SCHMIDT (VIC)	0	19	0	0	0	0	8	0	27
21	John HUNT (SA)	27	0	0	0	0	0	0	0	27
22	Adam CHRISTIE (SA)	26	0	0	0	0	0	0	0	26
23	Brenton HYDE (NSW)	0	0	0	0	24	0	0	0	24
24	Joel BEARD (NSW)	0	19	5	0	0	0	0	0	24
25	Ryan YANKO (QLD)	0	0	0	0	22	0	0	0	22
26	Simon GALLOWAY (NSW)	0	0	21	0	0	0	0	0	21
27	Adam CHAMBERS (WA)	0	0	0	20	0	0	0	0	20
28	Trent GIBSON (VIC)	14	0	0	5	0	0	0	0	19
29	Luke COOPER (QLD)	0	0	0	0	18	0	0	0	18
30	Mathew HARDING (NSW)	0	0	17	0	0	0	0	0	17
31	Nick MARSH (NSW)	0	16	0	0	0	0	0	0	16
32	Philip CZAJ (VIC)	16	0	0	0	0	0	0	0	16
33	Paul DUTTON (NSW)	0	0	14	0	0	0	0	0	14
34	Beau BEATON (NSW)	0	0	0	0	0	0	0	13	13
35	Scott PETTIT (WA)	0	0	0	12	0	0	0	0	12
36	Ben STRONACH (WA)	0	0	0	11	0	0	0	0	11
37	Evan BYLES (SA)	10	0	0	0	0	0	0	0	10
38	Keith HARRISON (WA)	0	0	0	9	0	0	0	0	9
39	Carlos RENDON (NSW)	0	0	9	0	0	0	0	0	9
40	Tony KEOGH (WA)	0	0	0	6	0	0	0	0	6

*Scott Laing*

Chief Time Keeper - Scott Laing

*Tom Williams*

Clerk of Course - Tom Williams

Computime Race Timing Systems Pty Ltd © 1996


Licensed to Computime Race Timing Systems

[www.computime.com.au](http://www.computime.com.au)

**COMPUTIME RACE TIMING SYSTEMS PTY LTD**

9 Timber Lane, Glen Waverley, Vic 3150. Ph : 0418 17 13 17

E-mail : [scott@computime.com.au](mailto:scott@computime.com.au)



2016



# AUSTRALIAN SUPERBIKE CHAMPIONSHIP

PRESENTED BY



## Winton Park Raceway - Vic



### Round 6

### Sept 30 - Oct 2



## SUPERBIKE PROVISIONAL SERIES POINTS

### AUSTRALIAN SUPERBIKE CHAMPIONSHIP

Pos	Name	Rnd 1 WSBK	Rnd 2 W/fld	Rnd 3 Syd	Rnd 4 WA	Rnd 5 Qld	Rnd 6 Pole	Rnd 6 Race 1	Rnd 6 Race 2	Total
41	Heath GRIFFIN (NSW)	0	0	5	0	0	0	0	0	5
42	Jason IVKOVIC (SA)	3	0	0	0	0	0	0	0	3
43	Ashley MANUEL (SA)	2	0	0	0	0	0	0	0	2
44	Colin BROOKS (VIC)	2	0	0	0	0	0	0	0	2

### AUSTRALIAN SUPERBIKE CHAMPIONSHIP - MANUFACTURERS

Pos	Name	Rnd 1 WSBK	Rnd 2 W/fld	Rnd 3 Syd	Rnd 4 WA	Rnd 5 Qld	Rnd 6 Pole	Rnd 6 Race 1	Rnd 6 Race 2	Total
1	Yamaha	287	102	203	176	146	0	83	77	1074
2	Honda	86	102	64	61	128	1	43	47	532
3	Kawasaki	159	80	72	90	16	0	17	9	443
4	Suzuki	43	84	53	58	68	0	38	37	381
5	Ducati	57	0	41	44	18	0	14	25	199
6	Aprilia	16	16	0	0	0	0	0	0	32

### BREMBO SUPERBIKE CHALLENGE

Pos	Name	Rnd 1 WSBK	Rnd 2 W/fld	Rnd 3 Syd	Rnd 4 WA	Rnd 5 Qld	Rnd 6 Pole	Rnd 6 Race 1	Rnd 6 Race 2	Total
1	Daniel FALZON (SA)	57	26	30	51	51	0	0	18	233
2	Brayden ELLIOTT (NSW)	17	38	37	35	40	0	20	25	212
3	Sloan FROST (NZ)	24	35	25	30	35	0	18	16	183
4	Ben BURKE (NSW)	61	45	24	40	0	0	0	0	170
5	Adam SENIOR (WA)	23	31	28	26	29	0	16	15	168
6	Ryan HAMPTON (NZ)	32	33	26	28	18	0	17	13	167
7	Matt WALTERS (NSW)	48	0	45	18	0	0	0	0	111
8	Peter BERRY (VIC)	26	14	5	9	25	0	15	14	108
9	Michael BLAIR (NSW)	70	0	32	0	0	0	0	0	102
10	Nathan SPITERI (VIC)	12	26	14	9	0	0	13	12	86
11	Robbie BUGDEN (QLD)	51	0	0	0	0	0	0	0	51
12	Joshua WATERS (VIC)	0	0	0	0	0	1	25	20	46
13	Brendan SCHMIDT (VIC)	4	26	0	0	0	0	14	0	44
14	John HUNT (SA)	43	0	0	0	0	0	0	0	43
15	Adam CHRISTIE (SA)	42	0	0	0	0	0	0	0	42
16	Joel BEARD (NSW)	0	26	11	0	0	0	0	0	37
17	Trent GIBSON (VIC)	25	0	0	11	0	0	0	0	36
18	Nick MARSH (NSW)	2	23	11	0	0	0	0	0	36
19	Brenton HYDE (NSW)	0	0	0	0	33	0	0	0	33
20	Adam CHAMBERS (WA)	0	0	0	32	0	0	0	0	32
21	Simon GALLOWAY (NSW)	0	0	32	0	0	0	0	0	32

*Scott Laing*

Chief Time Keeper - Scott Laing

*Tom Williams*

Clerk of Course - Tom Williams

Computime Race Timing Systems Pty Ltd © 1996


Licensed to Computime Race Timing Systems

[www.computime.com.au](http://www.computime.com.au)

**COMPUTIME RACE TIMING SYSTEMS PTY LTD**

9 Timber Lane, Glen Waverley, Vic 3150. Ph : 0418 17 13 17

E-mail : [scott@computime.com.au](mailto:scott@computime.com.au)



**2016**  **YMF** AUSTRALIAN SUPERBIKE CHAMPIONSHIP  
YAMAHA MOTOR FINANCE



**Winton Park Raceway - Vic**



PRESENTED BY



**Round 6**  
**Sept 30 - Oct 2**



**SUPERBIKE**  
**PROVISIONAL SERIES POINTS**

**BREMBO SUPERBIKE CHALLENGE**

Pos	Name	Rnd 1 WSBK	Rnd 2 W/fld	Rnd 3 Syd	Rnd 4 WA	Rnd 5 Qld	Rnd 6 Pole	Rnd 6 Race 1	Rnd 6 Race 2	Total
22	Philip CZAJ (VIC)	32	0	0	0	0	0	0	0	32
23	Ryan YANKO (QLD)	0	0	0	0	31	0	0	0	31
24	Mathew HARDING (NSW)	0	0	28	0	0	0	0	0	28
25	Luke COOPER (QLD)	0	0	0	0	27	0	0	0	27
26	Tony KEOGH (WA)	3	0	6	18	0	0	0	0	27
27	Evan BYLES (SA)	26	0	0	0	0	0	0	0	26
28	Paul DUTTON (NSW)	0	0	25	0	0	0	0	0	25
29	Scott PETTIT (WA)	0	0	0	24	0	0	0	0	24
30	Keith HARRISON (WA)	0	0	0	21	0	0	0	0	21
31	Carlos RENDON (NSW)	0	0	21	0	0	0	0	0	21
32	Beau BEATON (NSW)	0	0	0	0	0	0	0	17	17
33	Ben STRONACH (WA)	0	0	0	17	0	0	0	0	17
34	Heath GRIFFIN (NSW)	0	0	17	0	0	0	0	0	17
35	Ashley MANUEL (SA)	16	0	0	0	0	0	0	0	16
36	Jason IVKOVIC (SA)	13	0	0	0	0	0	0	0	13
37	Colin BROOKS (VIC)	12	0	0	0	0	0	0	0	12
38	Patricia FERNANDEZ (USA)	8	0	0	0	0	0	0	0	8
39	Gary SMITH (SA)	2	0	0	0	0	0	0	0	2

*Scott Laing*

Chief Time Keeper - Scott Laing

*Tom Williams*

Clerk of Course - Tom Williams



Computime Race Timing Systems Pty Ltd © 1996  
 Licensed to Computime Race Timing Systems  
[www.computime.com.au](http://www.computime.com.au)

**COMPUTIME RACE TIMING SYSTEMS PTY LTD**  
 9 Timber Lane, Glen Waverley, Vic 3150. Ph : 0418 17 13 17  
 E-mail : [scott@computime.com.au](mailto:scott@computime.com.au)

